

Year to Date Performance Summary

Between January and June 2011 there were 1,536 casualties recorded - a reduction of 10.3% (177 casualties) when compared with 2010. Casualties killed or seriously injured have reduced by 21.9% (25 casualties) whilst those slightly injured have reduced by 9.5% (152 Casualties). The severity ratio has improved by 0.9 percentage points.

Pedal cycle casualties have increased by 6 casualties (6.5%), casualties between the age of 16 and 25 have seen an improvement of 25 fewer casualties (-11.8%) and motorcycle casualties have reduced by 20 (-12.6%).

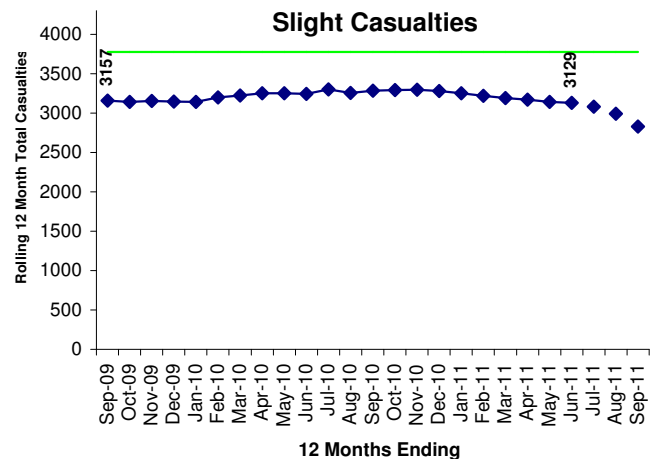
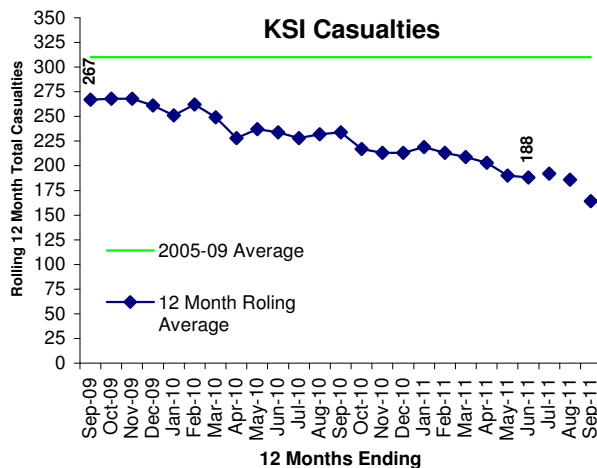
Casualty Severity*

Month	KSI	Slightly Injured	Total Casualties	Severity Ratio	Completion Rates	%
Jan-11	16	213	229	7.0%	Jul-11	92%
Feb-11	16	213	229	7.0%	Aug-11	80%
Mar-11	13	253	266	4.9%	Sep-11	43%
Apr-11	14	265	279	5.0%		
May-11	14	247	261	5.4%		
Jun-11	16	256	272	5.9%		
Jul-11	16	265	281	5.7%		
Aug-11	15	174	189	7.9%		
Sep-11	2	112	114	1.8%		
Jan to Jun 2011	89	1447	1,536	5.8%		
Jan to Jun 2010	114	1,599	1,713	6.7%		
Difference	-25	-152	-177	-0.9%		
	-21.9%	-9.5%	-10.3%			

Specific Casualty Groups*

Month	Child KSI	All Child Casualties	Casualties 16-25 yrs	Motorcycle Casualties	Cyclist Casualties
Jan-11	0	12	72	11	14
Feb-11	2	24	72	18	16
Mar-11	1	25	77	25	11
Apr-11	1	28	80	29	19
May-11	0	24	78	26	14
Jun-11	0	21	98	30	24
Jul-11	1	33	82	20	30
Aug-11	3	18	63	17	13
Sep-11	0	6	29	10	7
Jan to Jun 2011	4	134	477	139	98
Jan to Jun 2010	6	133	541	159	92
Difference	-2	1	-64	-20	6
	-33.3%	0.8%	-11.8%	-12.6%	6.5%


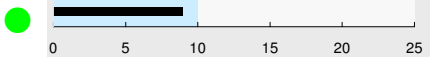

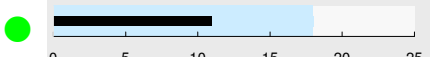

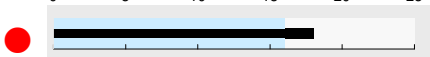
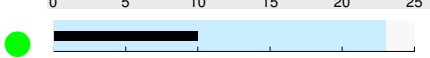


12-Month Trends




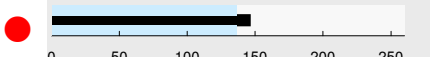

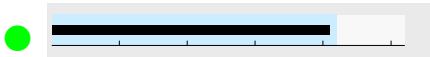
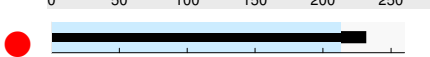
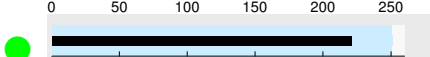
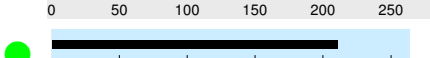
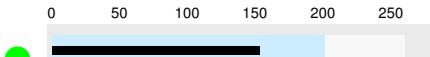

District Performance Summary

South Staffordshire, Newcastle and East Staffordshire recorded increases in KSIs between January and June of 2011, with East Staffordshire experiencing the largest increase, (3 casualties). Stafford Borough and Staffordshire Moorlands experienced reductions of 13 and 10 KSIs respectively during this period. Cannock Chase, along with Newcastle-under-Lyme both experienced an increase in the number of slight injuries, that largest of which was Newcastle, with an increase of 18 casualties.

Casualties Killed & Seriously Injured

District	2011 Result To Date	2011	2010	Change From 2010	%
Staffordshire County		89	114	-25	-21.9%
Cannock Chase		9	10	-1	-10.0%
East Staffordshire		13	10	3	30.0%
Lichfield		11	18	-7	-38.9%
Newcastle-under-Lyme		17	15	2	13.3%
South Staffordshire		18	16	2	12.5%
Stafford		10	23	-13	-56.5%
Staffordshire Moorlands		6	16	-10	-62.5%
Tamworth		5	6	-1	-16.7%

Casualties Slightly Injured

District	2011 Result To Date	2011	2010	Change From 2010	%
Staffordshire County		1,447	1,559	-112	-7.2%
Cannock Chase		146	137	9	6.6%
East Staffordshire		201	235	-34	-14.5%
Lichfield		205	210	-5	-2.4%
Newcastle-under-Lyme		231	213	18	8.5%
South Staffordshire		221	251	-30	-12.0%
Stafford		211	274	-63	-23.0%
Staffordshire Moorlands		154	201	-47	-23.4%
Tamworth		78	79	-1	-1.3%